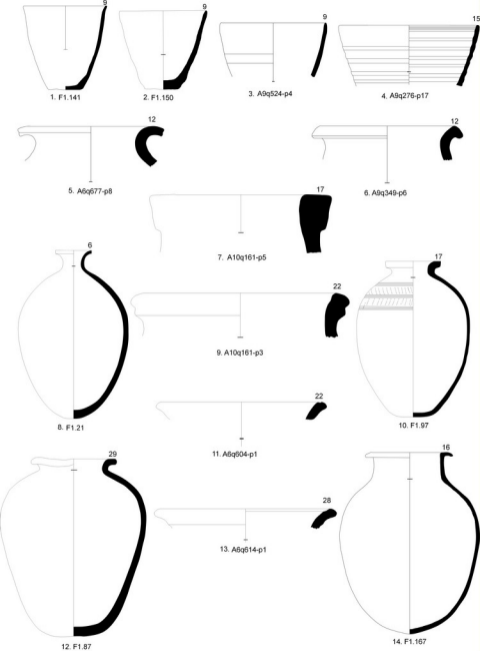
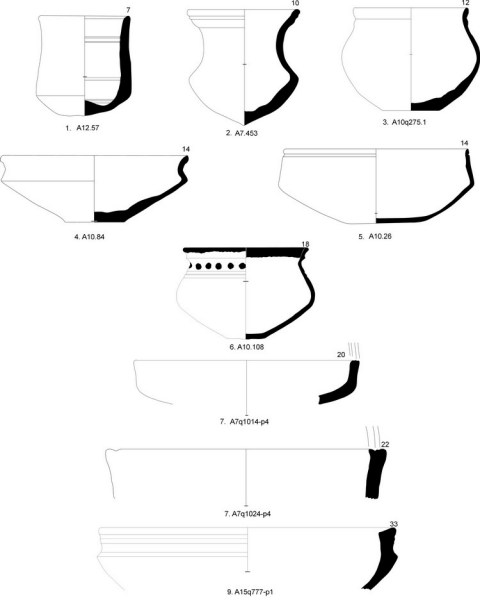


**Fig.1 Phase 3 Bowls** (the mark along the vertical axis represents a 5 cm segment)



**Fig.2 Phase 3 Cups, Jars, and Bottle**



**Fig.3 Phase 4 Cups,Pots, and Bowls**



1. A10.10



2. A10.7



3. A2.149



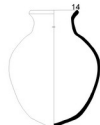
4. A2.137



5. A9q280-p11



6. A10q740-p1



7. A10.104



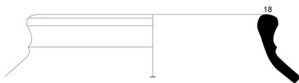
8. A6q998.1



9. A10.12



10. A6.17



11. A7q1199-p8

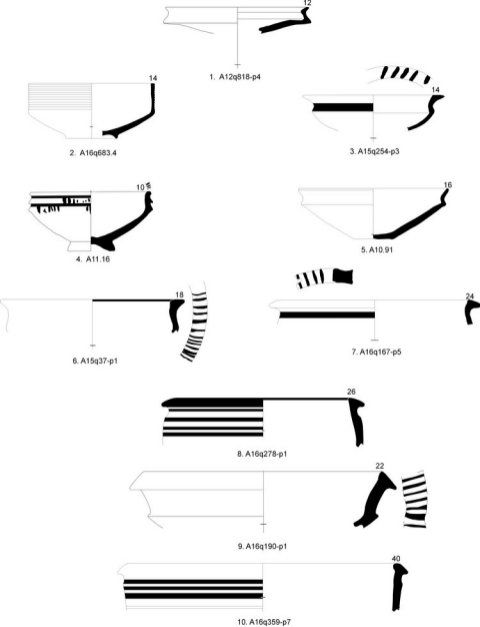


12. A7q1150-p12



13. A7q1196-p3

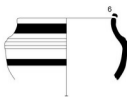
**Fig.4 Phase 4 Jars**



**Fig.5 Phase 5 Bowls**



1. A16.62



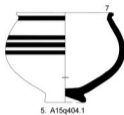
2. A16q363-p1



3. A15q635.1



4. A15q214



5. A15q404.1



6. A7.378



7. A15.54



8. A15.48



9. A15q52



10. A11.6

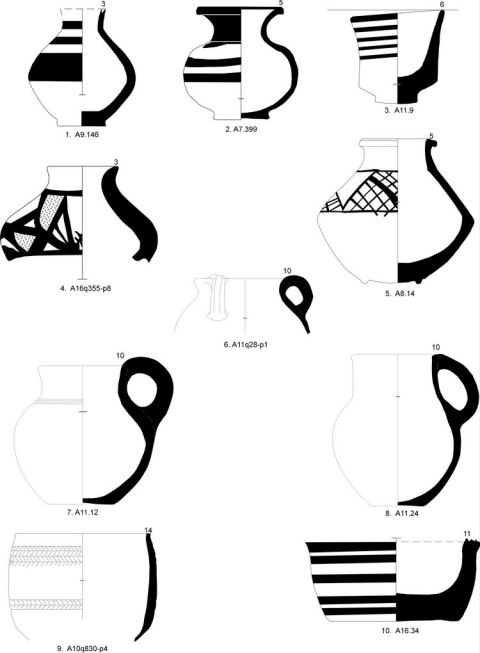


11. A11.11



12. A16.2

**Fig.6 Phase 5 Pots and Jars**



**FIG.7 Phase 5 Jars,Cup and Pitchers**



1. A18q40-p8



2. A18q332-p4



3. A18q40-p10



4. A18q98-p7



5. A18q40-p4



6. BHq576



7. A18q43-p4



8. A18q43-p1



9. A18q98-p5

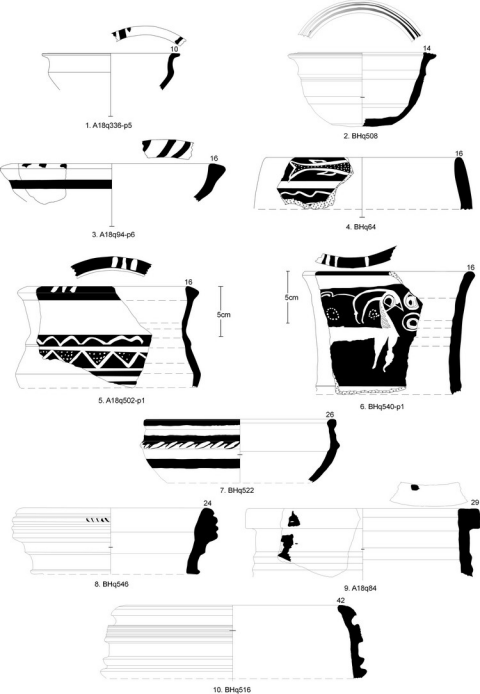


10. A18q43-p3



11. A18q33-p1

**Fig. 8 Phase 6 Jars and Bowls**



**Fig.9 Phase 6 Bowls**



1. BHq599



2. BH.9



3. S1.15



4. A18q40-p5



5. A18q92-p5



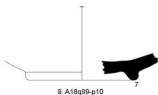
6. B1q531




7. A18q100-p1



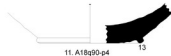
8. A18q90-p16




9. A18q99-p10



10. A18q110-p4



11. A18q90-p4



12. A18q110-p3

**Fig.10 Phase 6 Goblets, Pots and Bases**